

Club Notes:



November 2013



November



The Trip:

On October 6th, Kim and I stayed over night at a hotel in Kansas City, because our plane was to depart KCI at 6:05am (CDT) on the 7th. After NOT sleeping well (too worried that we'd oversleep), we managed to heave out luggage onto the tram in the KCI long term parking lot and get inside. The first hurdle was transferring some of my junk into Kim's suitcase, because mine was over the limit. That was fun! NOT!

Then somewhere in the last half of the flight from Kansas City to Salt Lake City, a man on the plane had a medical emergency. Those in charge decided to divert us to the Denver, Colorado airport. Apparently during the descent, the plane hit a bird, so after the paramedics transported the ill gentleman off the plane, we were instructed to gather our belongings and deplane, while they had the plane inspected. **Three Hours Later**, we were told that the plane was grounded so we should "go to the phones" and make other arrangements. Anybody imagining the Keystone Cops running around? While we were waiting, Kim and I set up our Sweet Dreams Quilt Studio offices in the Denver airport. I answered emails and phone calls and Kim drew patterns. We can work just about anywhere!

Apparently, the computers still showed that we were all still on the plane, in flight to Salt Lake City, so they couldn't actually do anything with our itineraries. We were able to book a flight from Denver to Minneapolis (back into the Central Time Zone). From there we caught a plane to Portland, Oregon. We were originally supposed to arrive in Portland at 9:00am (Pacific Time) but made it at 8:10pm (Pacific Time) without our luggage, of course.

Why did we go to Portland, Oregon? We were vending at MQX—Pacific Northwest. We didn't see much of Portland outside of our hotel, the convention center, and Stanford's Restaurant. They have really good coffee in Portland!!!

On the return trip, our flight out of Salt Lake City was delayed for an hour due to a mechanical issue on the plane. They let us board, and then told us that the issue was the plane's air conditioning system....which was still not repaired. We had children in the seats behind us and a cranky woman in front of us. (she was cranky because of the children behind us). We were warm and sticky by the time we arrived in KCI, but happy to be close to home. Still didn't make it home until 10:00pm. In a complete role reversal, we discovered that Kim unpacked and put away all of her stuff, showered and then went to bed, while I just went to bed.


The silver lining? We made it home. WE didn't suffer a medical emergency! Kim's quilt, Serengeti, won first place in the computer division! We got to see friends on the West Coast!

Kim is traveling to Houston to purchase fabric for her next show quilt. I think I'm good just staying home and running the biz! It will be awhile before I'm willing to get too far from home. —Janet & Kim




**The Pearl Emperor contains 157
patterns, including 41 panos,
a retail value of \$1775.**

Panos




Pattern: baseball pirates

Archive: Pearl Emperor



Pattern: bbears pano 001

Archive: Pearl Emperor




Pattern: bird and flower pano 001

Archive: Pearl Emperor




Pattern: camden pano 001

Archive: Pearl Emperor




Pattern: cherry blossom pano 002

Archive: Pearl Emperor




Pattern: christmas 2013 pano 001

Archive: Pearl Emperor



Pattern: christmas 2013 pano 002

Archive: Pearl Emperor



Pattern: cozy pano 001

Archive: Pearl Emperor




Pattern: doggie woof pano 001

Archive: Pearl Emperor




Pattern: fireworks hero pano 001

Archive: Pearl Emperor



Pattern: football wilcox pano 001

Archive: Pearl Emperor



Pattern: french meander

Archive: Pearl Emperor

Panos con.




Pattern: golf pano 004

Archive: Pearl Emperor



Pattern: hohohopano 001

Archive: Pearl Emperor




Pattern: hughlettas flower pano 001

Archive: Pearl Emperor




Pattern: java pano 001

Archive: Pearl Emperor




Pattern: jayhawks pano 001

Archive: Pearl Emperor



Pattern: jewel pano 001

Archive: Pearl Emperor




Pattern: jewish pano 001

Archive: Pearl Emperor



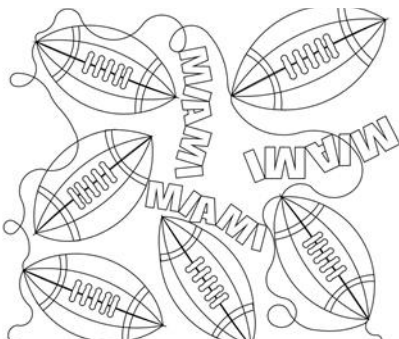
Pattern: love you lots pano 001

Archive: Pearl Emperor




Pattern: lyre pano 001

Archive: Pearl Emperor



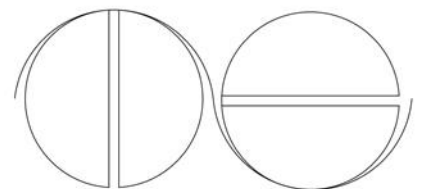
Pattern: miami football pano 001

Archive: Pearl Emperor




Pattern: mmn pano 001

Archive: Pearl Emperor




Pattern: modern circle pano 003

Archive: Pearl Emperor




Pattern: mushrooms pano 002

Archive: Pearl Emperor




Pattern: oliver pano 001

Archive: Pearl Emperor



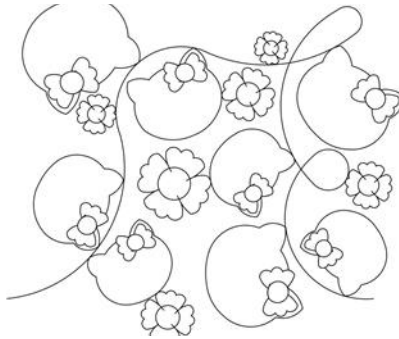
Pattern: peytynn pano 001

Archive: Pearl Emperor




Pattern: pirate pano 001

Archive: Pearl Emperor



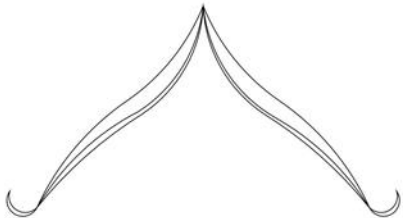
Pattern: pretty kitty 001

Archive: Pearl Emperor



Pattern: pretty kitty pano 002

Archive: Pearl Emperor



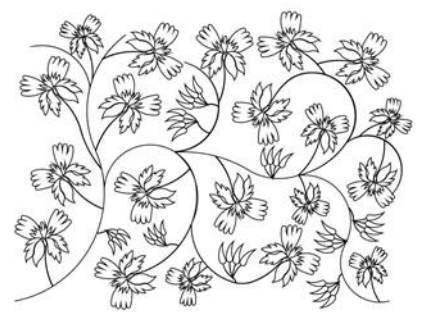
Pattern: ribbon alt pano 001

Archive: Pearl Emperor




Pattern: ribbon lilly

Archive: Pearl Emperor




Pattern: sara flower pano 001

Archive: Pearl Emperor



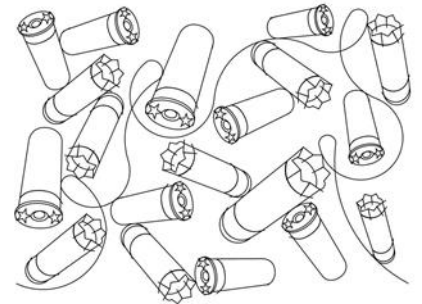
Pattern: sean pano 001

Archive: Pearl Emperor



Pattern: shoe pano 003

Archive: Pearl Emperor




Pattern: shot gun shell pano 001

Archive: Pearl Emperor




Pattern: thanksgiving pano 001

Archive: Pearl Emperor




Pattern: tree pano 008

Archive: Pearl Emperor




Pattern: usmc pano 002

Archive: Pearl Emperor



Pattern: who who pano 001

Archive: Pearl Emperor



Pattern: zombie pano 001

Archive: Pearl Emperor

Panos Cont.



Meet Your New Best Friend!

Created by Sweet Dreams Quilt Studio, Quilter's LightBox® software was designed to easily:

- Import photos of your quilt and/or quilt blocks.
- Import photos of quilt block pattern pictures.
- Preview quilting patterns superimposed over the quilt photos.
- Enlarge, reduce, copy, rotate, increase or decrease line widths, and adjust thread colors.
- Print pictures of the quilt/block with the patterns, and a list of the quilting pattern pictures used.
- Create a .zip file with all of the pictures for ease in emailing to quilt customers.

The software includes over 9000 quilting pattern pictures and free monthly updates for quilting pattern pictures. The software is available for purchase online with immediate download, and also comes with a backup version on the DVD, along with the library of pattern pictures, delivered via USPS Priority Mail. DVD is shipped within 1 business day of order date. **Don't forget to download your free pattern pictures updates!!**

<http://www.quilterslightbox.com>

Software is only \$129.95 plus USPS Priority Mail Shipping.

Project: Generals Wives Quilt



Generals Wives Quilt_0

Patterns Used:

- * dawns brd cm 002
- * gracie ohio star block
- * gracie sawtooth star
- * 8 pt star 002
- * 45 degree grid 1
- * dawns border 002
- * dawns block 010 tri
- * dawns qic block 001 b
- * lacey bear paw
- * lacey 2 tri
- * dawns block 005
- * dawns block 004
- * kc star 009
- * dawns block 015
- * lacey 2

I used Quilter's LightBox software to plan a custom pattern layout for this customer's General's Wives Quilt.

Notice that I changed the "thread" color to make the stitching more evident, although it's up to the quilter (and/or her customer) as to the actual thread used.

The next page shows this same quilt with an edge-to-edge design auditioned on it.

Project: Generals Wives Quilt



Generals Wives Quilt_1

Patterns Used:


* williamsburg pano extended



This is the same General's Wives Quilt shown with Williamsburg Pano e2e design auditioned.


<http://www.quilterslightbox.com>

Check out the Violets







Dawn 023 Layout




Fern Feather Trap




Check out the Felt Food
Cookie Instructions




Martha's
Quilt



New Hockey Patterns



Christmas 2013 Patterns



Pattern Type	Size	Name of Existing Pattern for Modification	Name to be included in pattern	Attach good photos of quilt and blocks	Style you're going for. Other patterns you're using in the quilt, etc.
Block #1					
Block #2					
Block #3					
Border & Border Corner #1					
Border & Border Corner #2					
Border & Border Corner #3					
Triangle-Equilateral (all sides equal and all angles are 60 degrees)					
Triangle-Isosceles (two equal sides and two equal angles)					
Triangle-Scalene (no equal sides & no equal angles)					
Sash					
Point-to-Point					
Edge-to-Edge—Directional					
Edge-to-edge-Non Directional					
Edge-to-Edge-Interlocking					
Edge-to-Edge-Squared					

Important things to consider and include with your design request:

When you take photos of the quilt and/or quilt block, the camera should be parallel to the quilt (we need a straight on shot). If we have to draft out the block, it helps a lot to capture correct angles.

If you want an existing pattern modified, we need the exact pattern name. (We cannot modify another designer's pattern, so please don't ask us to do that.)

Style you're going for: If you want celtic, but don't tell us and we make floral, no one will be happy.

If you want a name included in the pattern, you need to double check the spelling before you submit the request. If you find out after the pattern has been designed that you requested the pattern with incorrect spelling, your submission of the correct name spelling goes to the end of the drawing list, causing a delay for you.

If your machine has a short throat, please make sure you tell us the largest amount of the fabric your machine has access to quilt. [PLEASE email your design requests](#) (you can follow up with a phone call, but it helps us to have the email.)

Favorite Longarm Supplies Vendors:

We've had many questions from new longarm quilters about the best places to buy their supplies. So, we thought we'd provide a list of our favorite vendors. This is not an exclusive list...you may already have other vendors who take care of your longarm supply needs...and we're not trying to convert anybody.

Superior Thread: I buy King Tut Thread in the 2000 yard cones, although they have poly thread as well. They sell wholesale only, so you'll need your sales tax certificate to set up an account. They have an amazing selection of thread. They have fabulous customer service and an easy online account set up process. They also ship internationally! <http://www.superiorthreads.com>

Checker Distributing: Wholesale Only.....I have rarely looked in vain for anything quilt related on their site. Shopping for supplies can be addicting! Shipping is charged on large items, but not on items such as pins, needles, thread, books, scissors, or most other notions. They do charge shipping on bolts of fabric, luggage, cutting mats, Ott Lights, etc. <http://www.checkerdist.com>

SouthStar Supply Company: They have scissors, snips & holsters, bobbins, pattern making supplies, rotary cutters, mats, knives, sharpeners, notions, needles, pins, ergonomics, safety, & handling supplies, steamers, machine oil, spot lifters, silicone.....and they are very nice people to work with. <http://www.southstarsupply.com>

Quilter's Dream Batting: I have pretty much stopped purchasing rolls of batting. I find it easier to maintain an accurate inventory of batting, and it stores well. Unlike some packaged batting, I don't find that the QD batting is distorted, and so it doesn't require a trip through my dryer before I can use it. Some of my best friends who also have longarm quilting businesses stock packaged batting as well as batting on a roll. We agree that these people are easy to work with! <http://www.quiltersdreambatting.com>

Quilted Memories: This Hobbs Batting distributor is only a quick phone call away. She ships UPS or Fed Ex. UPS costs a bit more, but since they'll put my packages inside my garage rather than leaving it out on my front porch, I don't mind that extra cost. This lady (Lyn Heilman) makes it happen! When I find myself in a batting crunch, she's there for me! Just gotta love that! (Plus she provided all the classroom batting for the SUGAR 2010 Conference this past summer). <http://www.quiltedmemoriesllc.com>

Virginia Longarm: I buy the dress bag and the 3-sided zipper totes to deliver my quilts to customer. They bring their next quilt to me in their bag. When I arrive at our guild meetings, laden with my purple bags, people say it looks like Christmas. Their quilts stay clean and it adds a little extra class and professionalism to my business. <http://www.virginialongarm.com> or call 804-708-0741.